

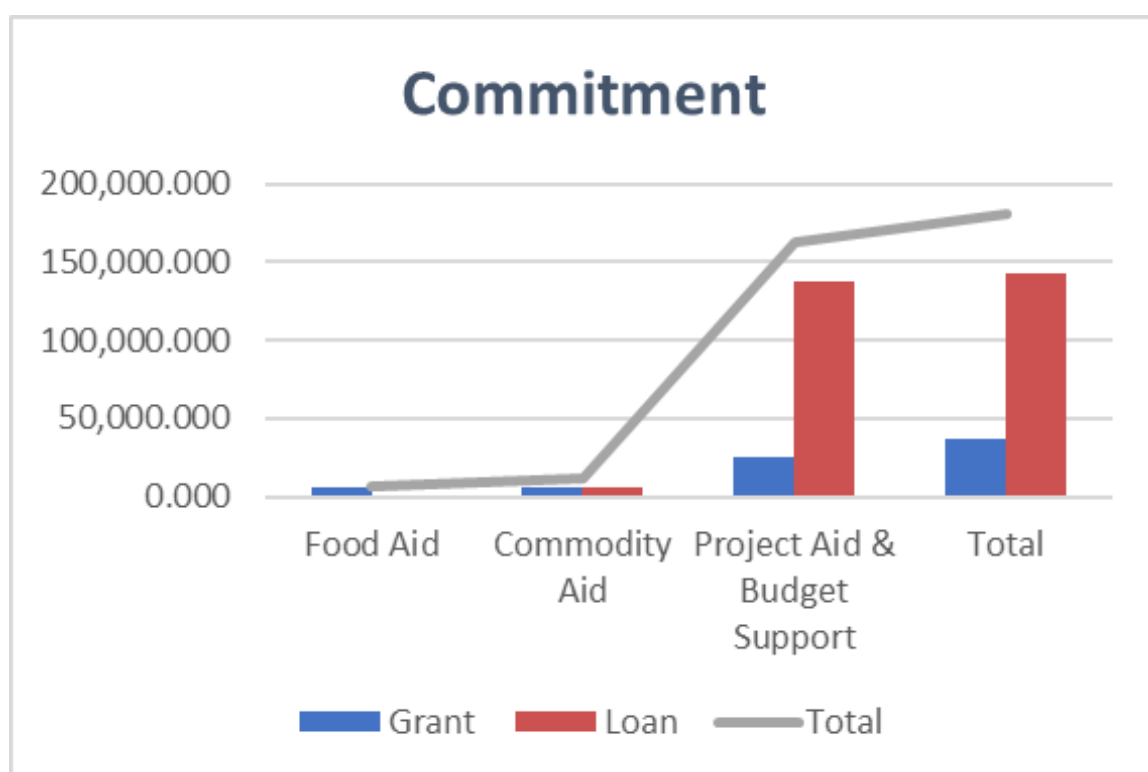
2. Historical Debt Data

A1 Foreign Assistance to Bangladesh at A Glance (1971/72- 2022/23)

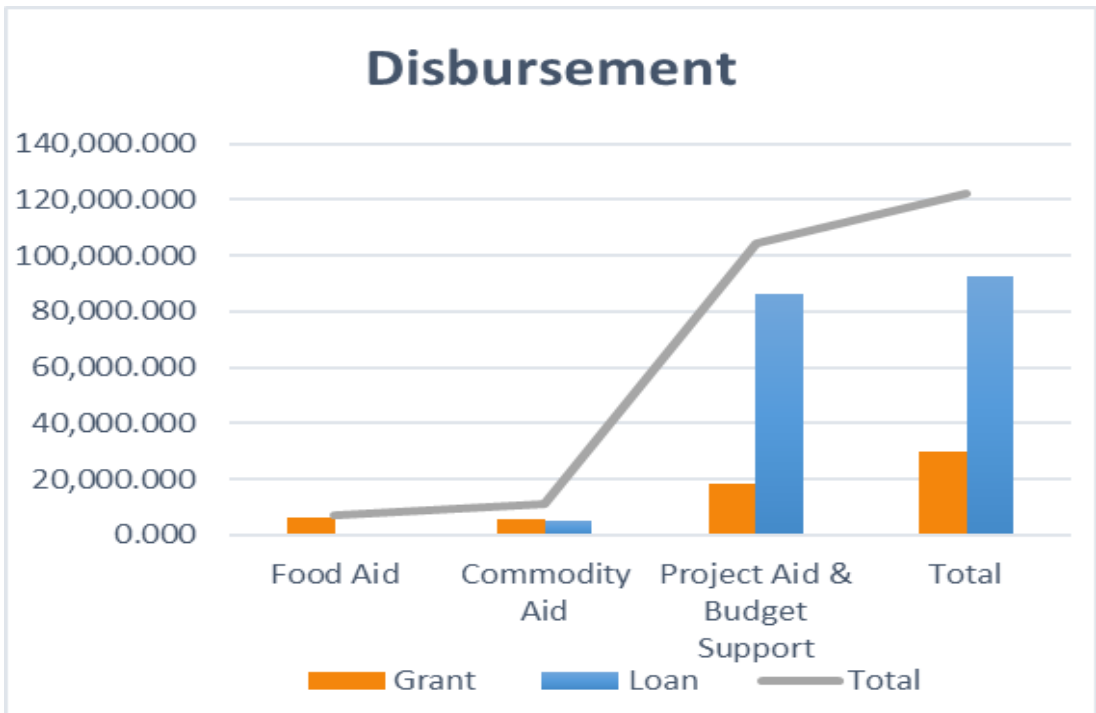
(In million USD)

Purpose	Commitment			Disbursement			Pipeline 1st July 2023
	Grant	Loan	Total	Grant	Loan	Total	
1	2	3	4	5	6	7	8
Food Aid	6,289.312	762.557	7,051.869	6,268.422	762.557	7,030.979	78.539
Commodity Aid	5,696.447	5,376.018	11,072.465	5,650.833	5,257.007	10,907.840	0.000
Project Aid & Budget Support	25,277.806	137,125.498	162,403.304	18,185.939	86,347.214	104,533.153	43,758.358
Total	37,263.565	143,264.073	180,527.638	30,105.194	92,366.778	122,471.972	43,836.897

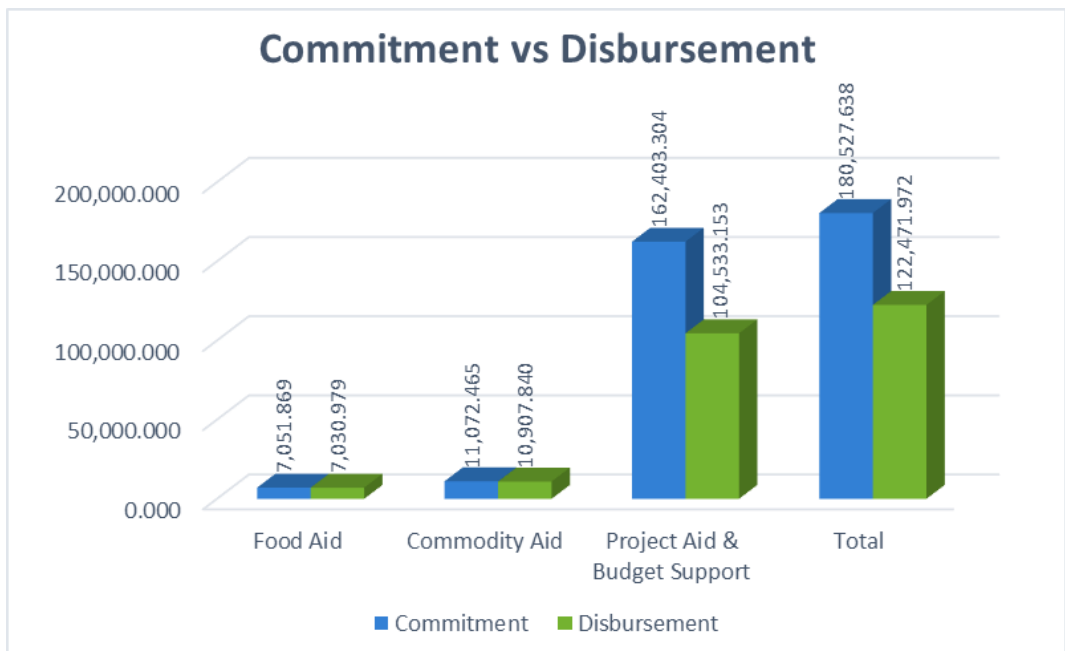
A2 Graph For Foreign Assistance Commitment in Bangladesh at A Glance (1971/72- 2022/23)



A3 Graph For Foreign Assistance Disbursement in Bangladesh at A Glance (1971/72- 2022/23)



A4 Graph For Foreign Assistance Commitment vs Disbursement in Bangladesh at A Glance (1971/72- 2022/23)



Source: FABA and ICT wing, ERD.