

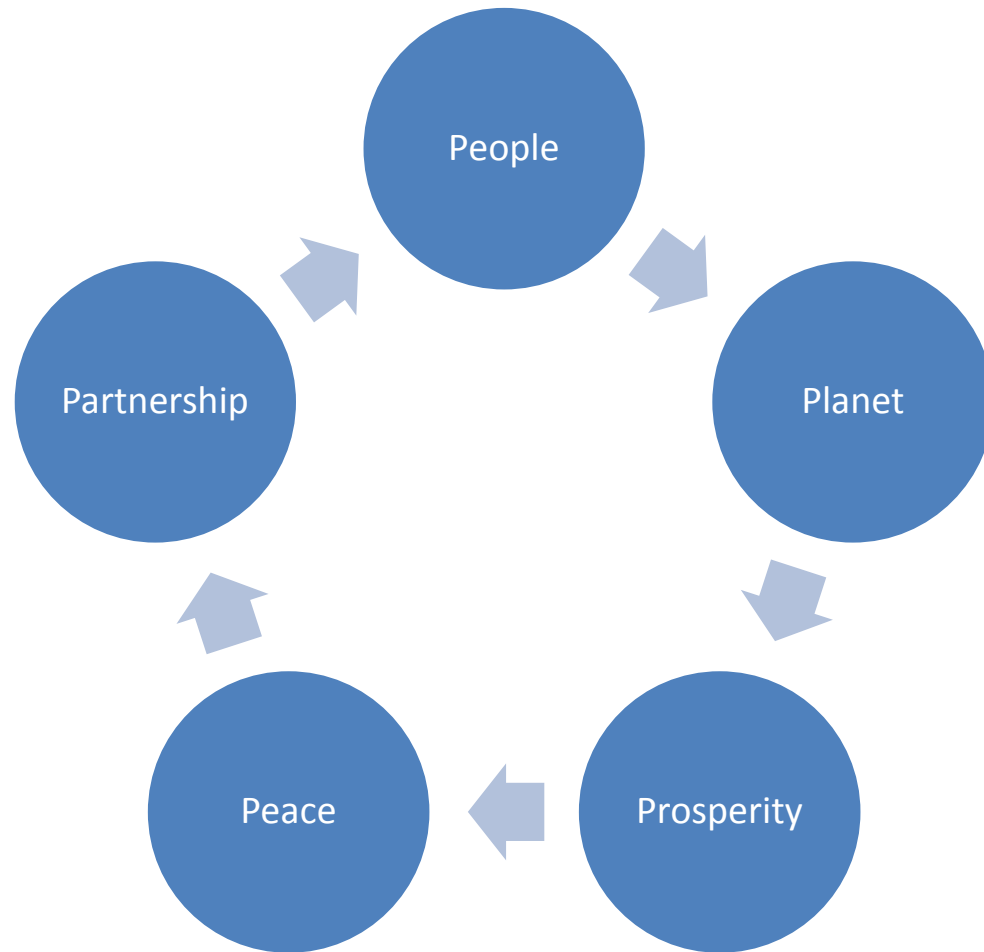
# **South-South Cooperation: Financing of SDGs**

**Dr. A. K. Abdul Momen**  
**PhD, MBA, MPA, LLB, MA, BA (Hons)**  
**Professor Emeritus**

# **UN Events: Historic 2015**

- **3<sup>rd</sup> UN Conference on Disaster Risk Reduction, March 18, 2015, Sendai, Japan**
- **3<sup>rd</sup> International Conference on Financing for Development, July 13-16, Addis Ababa, Ethiopia, July 2015**
- **UN Summit on Sustainable Development Goals (SDGs), September 25-27, 2015, New York**
- **UN Framework Convention on Climate Change, Nov 30-Dec 12, 2015, Paris**

# Future We Want: SDGs



# South-South Cooperation

- South-South cooperation is a manifestation of solidarity among peoples and countries of the South that contributes to their national well-being, their national and collective self-reliance and the attainment of internationally agreed development goals, including the 2030 Agenda for Sustainable Development.

# **SS Cooperation in areas Declaration, 1978**

- **Political**
- **Economic**
- **Trade**
- **Social**
- **Cultural**
- **Environmental**
- **Technical**
- **Technology transfer**

# 17 Goals and 169 Targets



# Estimated Cost for SDGs

- SDGs require \$5-\$11 trillions/year, not billions
- For Developing Countries \$3.3- \$4.5 tri/year
- Poverty eradication requires \$66b/year
- Healthcare requires \$37 billion/year
- Quality Education requires \$42b/year
- ODA to Dev Countries \$156b/average (3.1%)
- 48 LDCs get \$38-\$42 b/year as ODA (less 1%)
- Bangladesh requires \$445b/year
- Defense Expenditure in 2013-- \$1747b

# Only 6 met 0.7% of GNI

1.	Sweden	1.4%
2.	Norway	1.05%
3.	Luxemburg	0.93
4.	Denmark	0.85
5.	Netherlands	0.76
6.	United Kingdom	0.71



# Total Flows by Donors (ODA+ OOF+ Private) in \$billion

Year	DAC	Total Flows
2006	122	139.5
2007	113	131.1
2008	126	147.2
2009	127	147.5
2010	134	154.6
2011	133	159.1
2012	128	152.6
2013	135	167.5
2014	137	178.6
2015	<b>146</b>	<b>183.0</b>
<b>Ave of 10 yrs</b>	<b>130.1</b>	<b>156.07</b>

# Funding requirement by donors to achieve 17 SDGs

Goals #	Amount \$billion
• #1 End poverty I	\$134
• #2 End hunger, achieve food security	169
* #3 Ensure healthy lives	248.4
• #4 Ensure inclusive and quality education	205
• #5 Gender equality and empower women	67.7
• #6 Ensure water and sanitation for all	110.2
• #7 Ensure access to modern energy for all	157.9
• #8 Promote Productive employment and decent	59.7
• #9 Build t infrastructure, industrialization	132.4
• #10 Reduce inequality	153.4
• #11 Safe cities and human settlements	379.2
• #12 Ensure consumption and production patterns	121.6
• #13 Combat climate change and its impacts*	43.5
• #14 Conserve oceans, seas and marine resources	19.0
• #15 Forests, combat desertification, biodiversity	42.6
• #16 Access to justice, accountable, inclusive institutions	104.2
• #17 Strengthen means of implementation and partnership	263.7
• Total estimated for Developing countries each year	2411.5

# Likely Sources of Fund

<u>Country/Institution</u>	<u>Amount in \$billion</u>
USA	500
World Bank	200
EU; European Union	200
Japan	175
Germany	155
Inter-American Bank	150
France	150
U. K.	100
Andean Development Corporation	100
AFDB Group	100
Total	1830

# **Jim Yong Kim, President, World Bank Group stated**

- **“We must cast away the stereotypes of aid and think about development differently. It’s about creating opportunity for all, giving people an equal chance to succeed in life, and preparing the world to deal with the challenges of climate change and the next pandemic. We need trillions, not billions of dollars to accomplish these goals, and the money will come from many sources: developing countries, private sector investment, donors, and international financial institutions. By working together, we can help people build better lives with good education, quality health care, clean water, and proper sanitation. Those investments in people will help end extreme poverty in just 15 years.”**

# Bangladesh SDGs Initiatives

- Total estimate Tk 4,98,9000 crore (\$6.23 trillion)
- Equivalent to 1,800 Padma Bridge costs
- Overall, 85% domestic while 10% funding from abroad
- 42% must come from Private sector, 10% Foreign investment, 33% from GoB and 5% from Foreign aid/grants, etc.
- SDGs Coordinator in HPM's Office
- 16- Member SDGs Committee to monitor, P. Secy. ,PM
- 40+61 Member Mapping for 17 goals, 169 targets and 230 indicators

# Prime Minister gets South-South Leadership Award, 2013



# MDGs in LDCs: Unfinished Agenda

<u>MDG Goals</u>	<u>Achieve/On Track</u>	<u>Below/Stagnation</u>
1a: Poverty	16 (33%)	16 (33%)
2a: Net enrolment	17 (35%)	11 (23%)
4a: below 5 mortality	21 (44%)	6 (13%)
5a: Maternal Mortality	13 (27%)	4 (8%)
7c: Safe drinking water	20 (42%)	13 (27%)
7d: Sanitation 1c:	5 (10%)	32 (67%)
7a undernourished	17 (35%)	19 (40%)

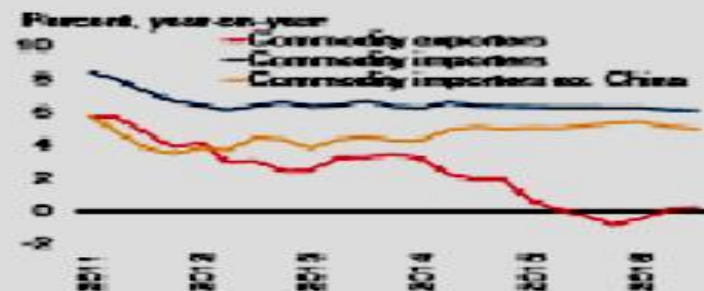
**\*Post-Conflict Countries hardly MDGs achieved**

# Growth of Real GDP (WB, 2017)

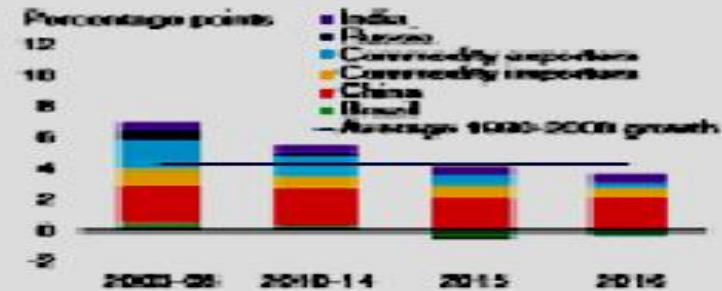
Country	2015	2016	2018	2019
World	2.7	2.3	2.9	2.9
USA	2.6	1.6	2.1*	1.9*
Euro	2.0	1.6	1.4	1.4
EMDE	3.5	3.4	4.6	4.7
China	6.9	6.7	6.3	6.3
India	7.6	7.0	5.5	5.8
Bangladesh	6.6	7.1	6.5	6.7
World Trade	2.8	2.5	4.0	3.9



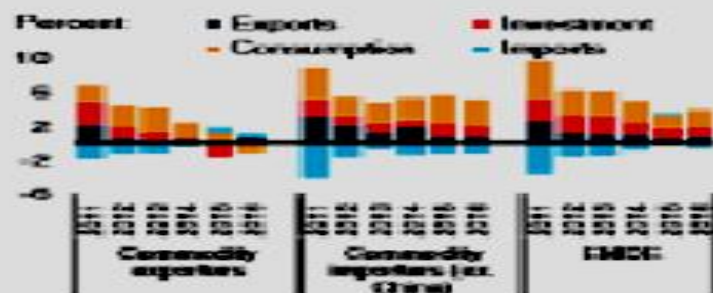
### A. GDP growth



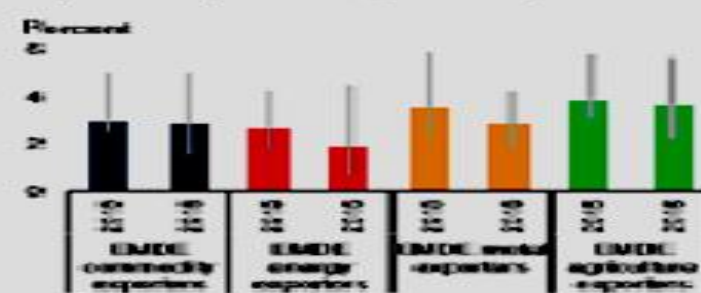
### B. Contribution to EMDE growth



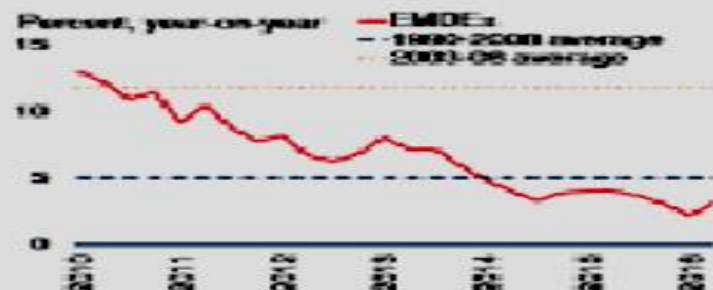
### C. Contribution to GDP growth



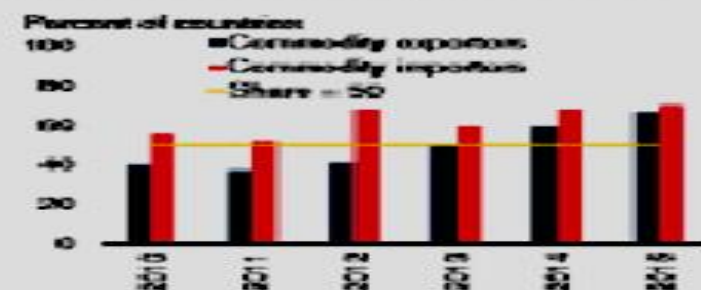
### D. Growth in EMDE commodity exporters (excluding BRICS)



### E. EMDE investment growth



### F. Share of EMDEs with investment growth below its long-term average



Sources: Haver Analytics, International Monetary Fund, World Bank

A. Weighted averages of GDP growth. Last observation is 2016Q3.

B. Commodity importers exclude China and India. Commodity exporters exclude Russia and Brazil.

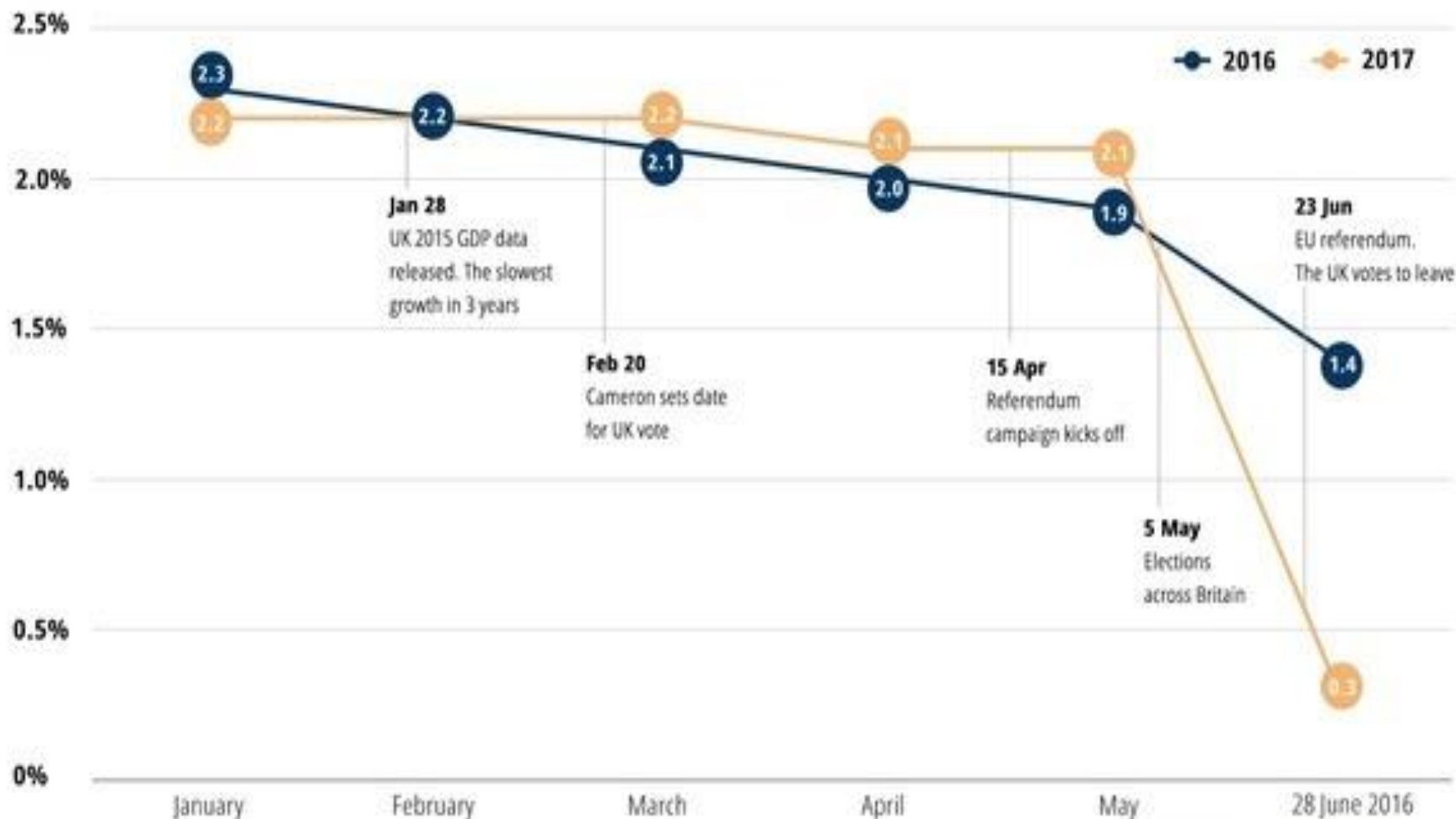
D. Growth is simple average of each country groups excluding BRICS. Gray bars denote inter-quartile ranges.

E. Weighted averages. Includes 28 EMDEs with available quarterly data. Long term averages start in 1991 for EMDEs and are based on annual data. Last observation is 2016Q3.

F. Long-term averages are country-specific for 1990-2008.

# UK's Economic Outlook Slashed in Brexit Aftermath

Leading forecasters cut UK's 2016 and 2017 GDP growth projections drastically in wake of referendum



# Best Practices & Lessons Learned

- 48 best practices involving Public, Private and NGOs
- Out of 48, 10 are from other South-South Countries from South America, Africa, Asia, and SS Regional Organizations like MURCOSUR, ECOWAS, etc.

# **Best Practices: Monga-Seasonal Food deprivation, PKSF**

- **PRIME: Programme Initiative for Monga Eradication, 2006 --- DFiD supported it**
- **Fin. & Non-Financial services, a Project of PKSF**
- **99% are Food Secured, No Monga in 2013**
- **Beginning only 4% were food secured**
- **Ave Income PRIME HHs Tk 29,000**
- **Ave Income non-PRIME HHs Tk 7,000**
- **In 2009, 65% PRIME HHs below poverty level, now only 21% below poverty line**

# Energy Security: Renewable Energy IDCOL

- Program saved 1.14m tons of kerosene worth \$411m
- Installed 4.5 million Off-grid Solar system
- SHS (Solar Home System) will save another 3.6m tons of kerosene worth USD 1,300 million
- Around 12-15% Population using Off-grid SHS
- Around 75,000 people are directly or indirectly involved with the program.
- Largest Renewable Off-grid program in the World
- Supported by: WB, GEF, JICA, DFID, USAID, etc.
- Total Investment. \$696m, Loan \$600m

# Community Healthcare: Public-Private Initiative of HPM

- **Flagship Program nearly 14,000 CCs**
- **Private Individual donate land, GoB constructs building and provides equipment, services**
- **One CC for each 6,000 people**
- **Community leaders manage it**
- **CCs Help achieving Health MDGs**
- **461m visits, 9m emergency services**
- **38 visits per day per clinic (CC)**

# Akti Bari - Akti Khamar

- Bangladesh, an agricultural country with fertile lands. It has nearly 15.09m family farmers, 53.4% of the total population.
- They are producing food grain for their own consumption plus meeting the needs of another 13.08m non-farming families that composes 46.43% of the total population.
- 30m -extreme poverty, GoB by spending \$1 b would get 15m out of extreme poverty
- 1st phase, 2.2m families, 40.5k villages; 2<sup>nd</sup> Phase, 18m, 60+ villages, 60-member Committee, Save Tk200 /month-GoB matches
- In 2009, below extreme poverty was 22% and now 12.9%

# Sanitation: No Open Defecation

- Bangladesh most densely populated, around 1,200 per sq.mile.
- 3/4 quarters of population live in rural areas
- Sanitary latrines considered luxury items.
- Bangladesh experiences fastest urbanization in Asia
- Open defecation practice 34% in 1990, 3% in 2012 and in 2016: Free From Open Defecation
- Success due to: Community-led Total Sanitation program, Public Awareness and Private Sector Marketing



# National Web Portal (NWP): a2i

- For average Bangladeshi citizen, accessing public information or services means having to spend considerable money, time and effort to figure out which offices plus multiple visits
- National Digital Portal contains
- 42,000+ government offices virtually
- Receives 90 million hits per month
- Hosts information on nearly 400 services
- Hosts nearly 1,500 government forms
- To get a land record through NWP, it reduces
- Time 30 days to 16 days, Costs from \$3.3 to \$1.00
- No. of visits to the government office from 5 to 'zero'.

# Asma and Digital Center, UDC/ (UISCs)

- Asma Begum, 18 year old, single mother with a 3 month old baby girl, visits the neighborhood Digital Centre to collect her child's birth certificate. She needs to collect her maternity allowance too.
- Asma lives in Bhurungamari; about 400 km from the capital Dhaka.
- Asma's husband was killed in an accident. Asma works as domestic help.
- The Digital Centre located within 3km to Union Parishad
- Each UDC is equipped with computers, Internet connectivity, printers and scanners. They are run by 2 'entrepreneurs'- 1 male and 1 female.
- Local government office doesn't charge any rent, even pays all utilities including the internet connection.
- Rimi, the female entrepreneur, helps Asma to get the birth certificate – from an online government platform – for a charge of Taka 50 (63 cents US).
- UDC is also registered as an 'agent bank' and so, Rimi collects her maternity allowance, hands it to Asma – again, for a small fee.
- Since Asma is a single woman lives in a unsafe room , she keeps her money in her mobile banking account. Rimi also her's banker
- Nationally, Time saved 160m lakh hrs, cash Tk1600m, Visits saved 750



Figure 14: Story of Asma Begum and Digital Birth Certificate and Maternal allowance





**Citizen Persona 1: Meet Sarbati**  
-An unbanked, hardcore poor widow  
-Above 90 years of age  
-HH Monthly Income: Only allowances that she receives from Govt.

### **Sarbati's reality**

She needs to be accompanied by a member of the family to collect the allowance

She needs to wait for hours in queue often in harsh weather conditions.

She has to spent 120 takas conveyance fare to collect the allowance from bank.

# UDCs at a Glance

- **5,275 UDCs; one in every Union Council**
- **4.5 m services to citizens every month**
- **120 m services provided to date**
- **Nearly 12 m women received different types of services**
- **Nearly \$600,000 in earnings per month**
- **Over 96,000 'unbanked' citizens gain financial access monthly as a result of mobile banking services and transact \$2.30 million**
- **2,768 UDCs offer life insurance with 30,200 citizens currently paying premiums amounting to USD 500,000**

# Time, Money and Visits Saved, Before & After

## Birth Registration

### Before

Hours	Costs	Visits
211.5	1.6	2.19

### After

Hours	Costs	Visits
7.58	0.9	1.23

## Death Registration

### Before

Hours	Costs	Visits
39.39	1.9	2.5

### After

Hours	Costs	Visits
4.52	0.6	1.09

## Electric Bill Payment

### Before

Hours	Costs	Visits
4.39	1.21	1.21

### After

Hours	Costs	Visits
0.34	0.2	1.0

# Teachers Portal: at a glance

- 132,300+ teachers are members (till October 20, 2016)
- 100,000+ multimedia contents ready for classroom use
- 120,000+ teachers trained on operating multimedia classrooms
- 39,000+ blogs posted by teachers
- Nearly 2 million page views monthly
- 98,375+ active users monthly
- 33,000+ Multimedia Classrooms
- 1,000+ multimedia 'model contents' vetted by curriculum authority
- 1,500 master trainers across the country
- Best teachers of the week (3 best content developers are highlighted every week)
- 'Batayan Mag' (an e-magazine of the teachers, for the teachers and by the teachers)

# Bkash Limited

- bKash Limited a joint venture between BRAC BANK and Money in Motion LLC USA.
- In April 2013, IFC became an equity partner and in April 2014, Bill & Melinda Gates Foundation joins bKash
- In Bd 22.4% population of 160m live below poverty
- Only 13% have bank accounts
- However, almost 130m have mobile phones
- bKash provides 4 type of services. These are:
- Cash- In, Cash-Out, Send Money, and Payment
- Millions of subscribers, even sending remittance



# Other South-South Best Practices

- **Chile Fund Against Hunger and Poverty**  
(UNDP and Chilean gov., Haiti, Guatemala, Salvador, Nicaragua, Surinam, Guyana, Ecuador, Paraguay, Bolivia, CARICO, Palestine)
- Estab to fight Hunger & Poverty, Chile's Commitment to MDGs & SDGs

# South-South Best Practices (Contd.)

- **MERCUSOUR** (Argentina, Brazil, Paraguay, Uruguay, Venezuela)—Trade increased \$4b to \$20 in 1990-97, and \$108b in 2015. Combined GDP \$2.8 trillion. Out of 292m population, 250m live in Brazil & Argentina
- **ECOWAS**, 15-member (GDP \$735b, GDP g/r 6.3% in 2013)
- **IBSA** (India, Brazil, South Africa) Projects have been funded in Guinea Bissau, Cape Verde, Sierra Leone, Burundi, Cambodia, Haiti, Palestine, LAO PDR, Vietnam, Sudan & S. Sudan
- **CARD** (Coalition for African Rice Development), Nigeria— rice prod. from 14m tons to 28m tons. 21 Countries CARD activities.
- **South-South & North Triangular Coop: CAR**

# PM Sheikh Hasina Gets ‘South-South Visionary Award’, 2014



# South-South Forum

- To explore full potentials of the SSCs and discuss critical issues of SSCs, needs a SS Forum of Development/Finance Ministers
- Structure: Current UNOSSC, President & Regional Executive Members
- Meets in the Side line of the UNGA
- March 22-23, 2019, 40<sup>th</sup> Anniversary of SSC in Buenos Aries
- Needs a Political Declaration and
- Draft Resolution for SS Forum

Thank You